

Price Analysis

Listed Products

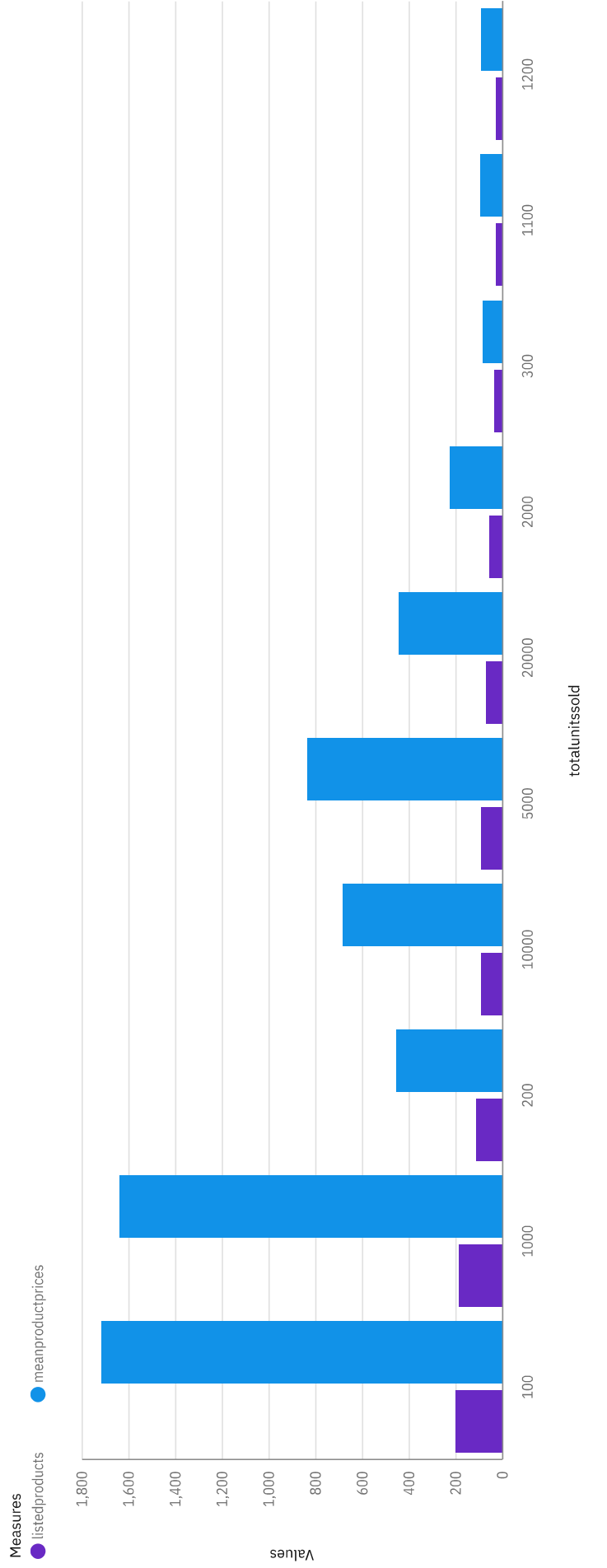
1

1.57K

listedproducts

Mean Product Prices And Listed Products by Total Units Sold

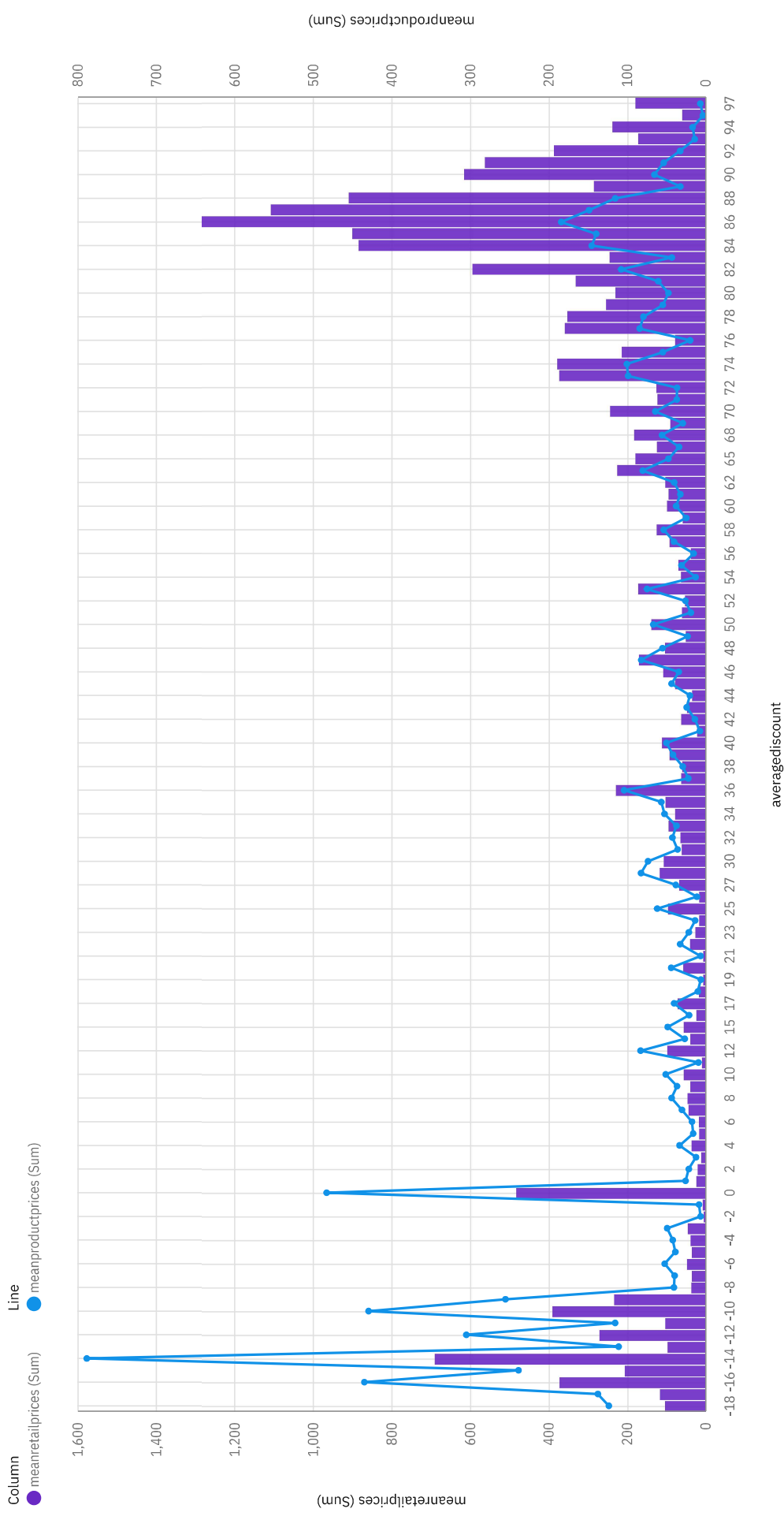
2



Pricing Strategies

Mean Product Prices And Mean Retail Prices By Average Discount

3



Discount Analysis And Sales Performance

Mean Discount Compared To Mean Product Prices

27.5K ↑

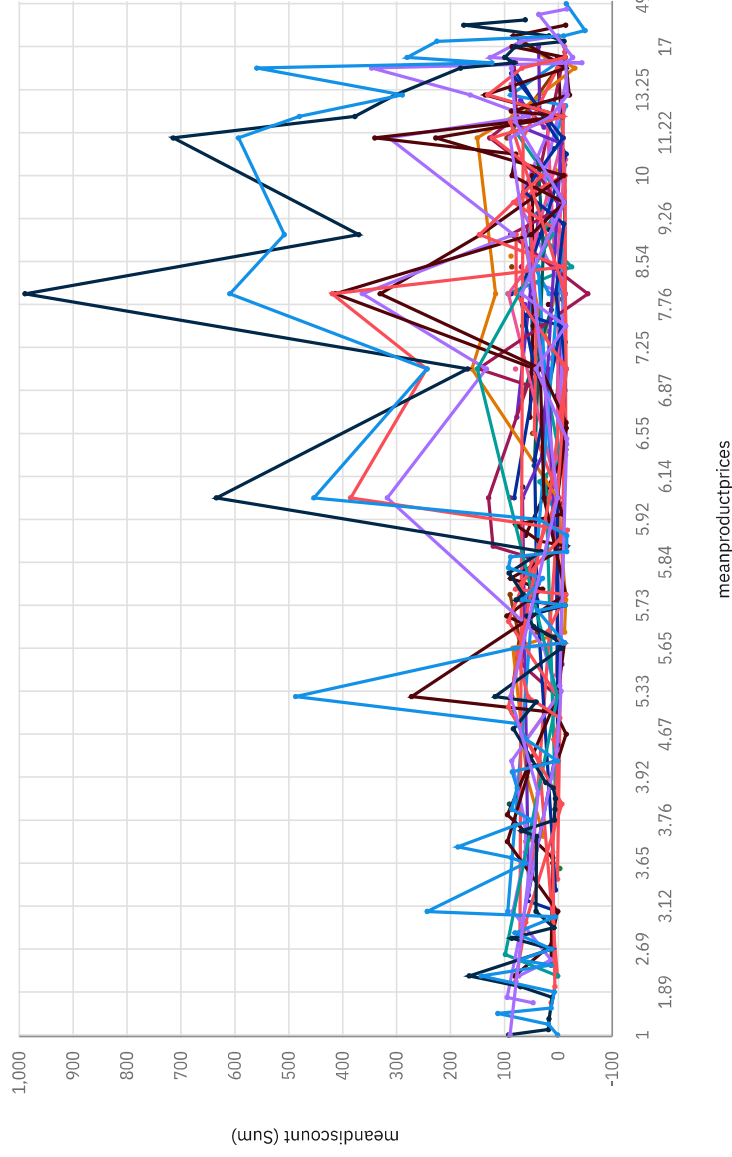

meandiscount

8.27K (+232.35%)

meanproductprices

4



Mean Discount By Mean Product Prices Colored By Total Units Sold



5

6

Merchantid Colored By Total Units Sold



Filter(s) applied to the visualization(s):

Widget 1

listedproducts Between 1 and 10,000,000,000,000,000
meanproductprices Between 1 and 1,000
merchantid All

Widget 2

listedproducts Between 1 and 10,000,000,000,000,000
meanproductprices Between 1 and 1,000
merchantid All
totalunitssold Top 10 by listedproducts

Widget 3

listedproducts Between 1 and 10,000,000,000,000,000
meanproductprices Between 1 and 1,000
meanretailprices Between 1 and 100
merchantid All

Widget 4

listedproducts Between 1 and 10,000,000,000,000,000
meandiscount Between -50 and 100
meanproductprices Between 1 and 1,000
merchantid All
totalunitssold All

Widget 5

listedproducts Between 1 and 10,000,000,000,000,000
meandiscount Between -50 and 100
meanproductprices Between 1 and 1,000
merchantid All
totalunitssold All

Widget 6

listedproducts Between 1 and 10,000,000,000,000,000
meandiscount Between -50 and 100
meanproductprices Between 1 and 1,000

merchantid All
totalunitsold All